

**Ramp Runs:** Ramp runs shall have a running slope greater than 1:20 and not steeper than 1:12

**Exception:** In existing buildings or facilities, ramps shall be permitted to have slopes steeper than 1:12 where such slopes are necessary due to space limitations, must comply with Table 405.2.

**Ramp Rise (Max):** The rise for any ramp run shall be 30 inches maximum.

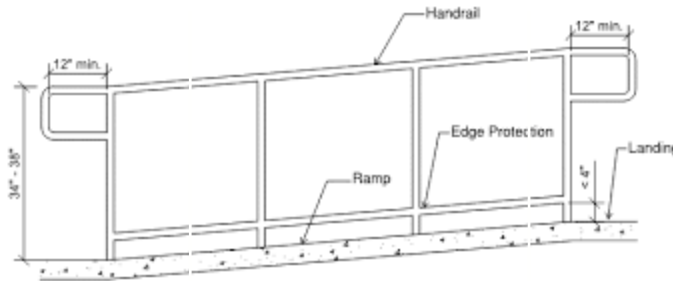
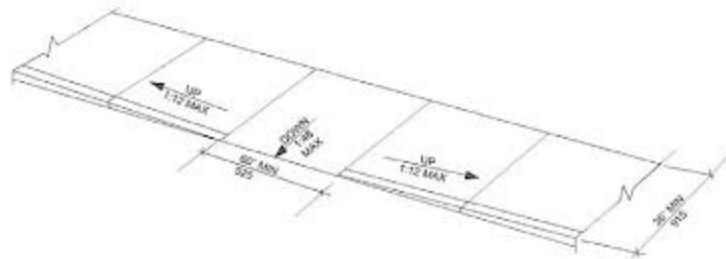
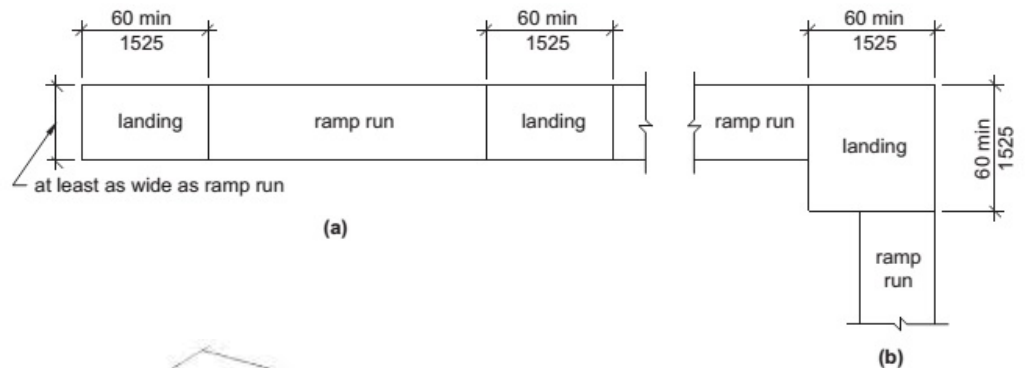
**Ramp Width:** The clear width of ramp run shall be 36 inches minimum. Handrails & handrail supports shall not project into the required clear width of the ramp run.

**Landing Width:** At least as wide as the widest ramp run leading to the landing.

**Landing Length:** Landings shall have a clear length of 60 inches minimum.

**Handrails:** Ramp runs with a rise greater than 6 inches shall have handrails complying with Section 505

# Accessible Ramps and Landings



## Handrails & Guardrails

**Edge Protection:** Ramps are required to have a curb 4" minimum in height or a barrier which prevents the passage of a 4" diameter sphere.

**Handrails:** Handrails shall be provided on both sides of stairs and ramps.

**Handrail Height:** Top of gripping surfaces of handrails shall be 34 inches minimum and 38 inches maximum vertically above ramp surfaces and walking surfaces.

**Top and Bottom Extension at Ramps:** Ramp handrails shall extend horizontally above the landing 12 inches minimum beyond the top and bottom of ramp runs.